

# DRAGO 890



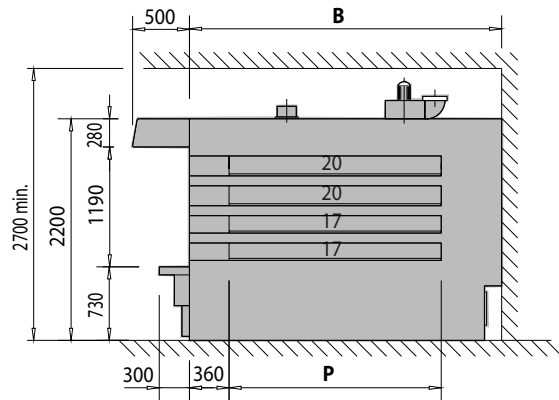
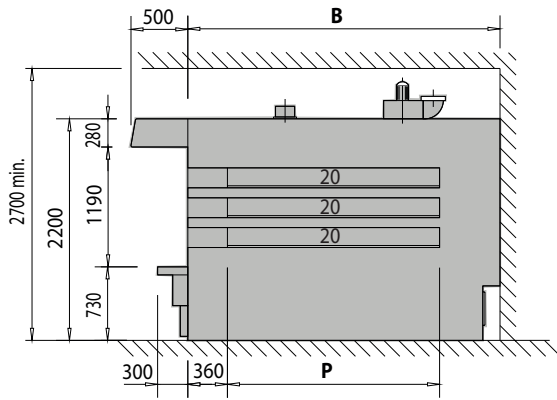
**890/124**



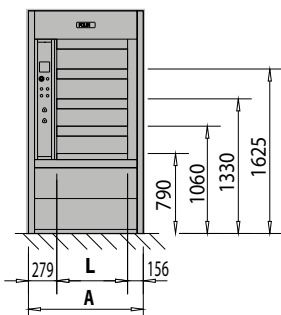
**890/62**

- Steamer for each deck (ovens width = 62 excluded: 1 steamer every 2 decks)
- Baking plates in "fibre-cement"
- Hood with exhaust fan
- Chimney silencer and soundproof panels in the bench
- Safety thermostat
- Anticorrosion kit (i.e. Steam generators heads and connecting pipes)
- Doors with low emission dismountable glass
- Steam control with electrovalve with timer (SIMPLE excluded)
- Automatic start (excluding SIMPLE)
- Baking timer (excluding SIMPLE)

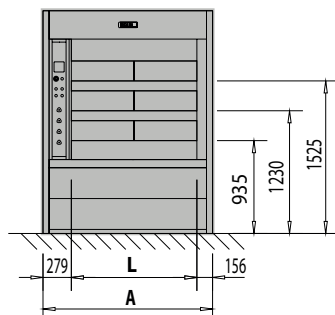
Power inlet	230/3~/50 400/3N~/50
Water inlet	Diameter 3/8" GAS
Steamer drain	Diameter 1" GAS
Steam exhaust output	Dr. 62 diameter 150 mm Dr. 124 diameter 200÷250 mm
Fume exhaust pipe	Diameter 150 mm



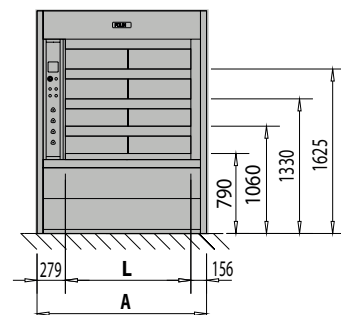
Mod. 62-4 Chambers



Mod. 124-3 Chambers



Mod. 124-4 Chambers



	Baking Surface	Chambers	Useful Dimension Chambers		Overall dimensions		Installed power	
			Width	Depth	Width	Depth	Thermic	Electrical
	mq	n°	L mm	P mm	A mm	B mm	kcal/hx1000	kW
<b>4,2/62x170-4</b>	4,2	4	620	1700	1055	2680	41	2,3
<b>5,3/62x214-4</b>	5,3	4	620	2140	1055	3120	45	2,3
<b>6,4/62x258-4</b>	6,4	4	620	2580	1055	3560	49	2,3
<b>6,3/124x170-3</b>	6,3	3	1240	1700	1675	2680	55	3,9
<b>8,4/124x170-4</b>	8,4	4	1240	1700	1675	2680	70	3,9
<b>8,0/124x214-3</b>	8,0	3	1240	2140	1675	3120	65	3,9
<b>10,6/124x214-4</b>	10,6	4	1240	2140	1675	3120	75	3,9
<b>9,6/124x258-3</b>	9,6	3	1240	2580	1675	3560	75	3,9
<b>12,8/124x258-4</b>	12,8	4	1240	2580	1675	3560	78	3,9